

Locations

Americas

EMEA

Asia



Contact



www.quantificare.com

QUANTIFICARE S.A (International)
Phone: (+33) 4 92 91 54 20
info@quantificare.com

QUANTIFICARE INC. (East & West US coasts)
Phone: (+1) 888 678 4450
info.usa@quantificare.com

QUANTIFICARE Do Brazil
Phone: +55 (44) 3030 2500
info.br@quantificare.com

QUANTIFICARE (Asia)
Phone: (+63) 2 817 9867
info.asia@quantificare.com



ALL-IN-ONE

3D LifeViz[®] *Infinity*



A unique, portable
3D, 360° imaging
system to convince
patients to engage in
all aesthetic procedures

About our 3D system

A portable imaging system for the face, body and breast.



One system. Countless possibilities.

Portability

The LifeViz[®] Infinity is a unique system composed of a 3D camera mounted on a tripod with a turntable allowing quick capture of a 360° 3D body image. In hand-held mode, the camera is capable of generating 3D images of face and breast to simulate procedures and photo-document before/after interventions, without blocking an entire exam room with cumbersome equipment.

Accurate & Reproducible

With a simple push of a button, adjust the dual beam pointers to the ideal distance for face, body or breast applications without the need for a repositioning device. In addition, the dual flash ensures reproducible lighting conditions over multiple visits and under varying conditions.

Quick & easy

In under three minutes, you can view and start to assess your patient's needs for their face, body or breast. The LifeViz[®] system has been developed in close collaboration with practicing physicians to ensure that it fits smoothly into the physician's workflow and can be used by the clinic staff.


Improve patient communication



Differentiate your practice



Show results



Convince & reassure



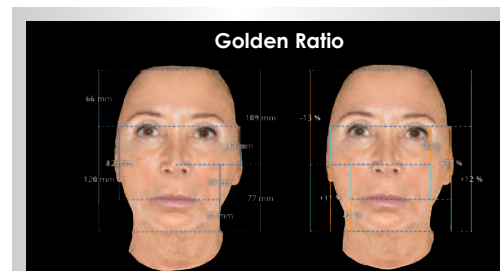
Increase patient conversions



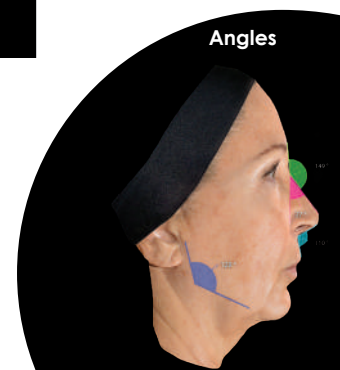
The 3D viewer+ to achieve facial harmony in 3D

Apply a global standard of beauty to your patients.

- Assess facial angles, measurements and ratios for the height and width and check how close it fits to the Golden Ratio.

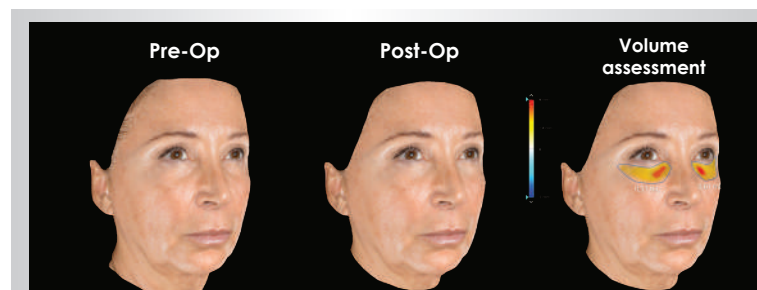


**The SkinCare module is not currently available to US customers.*



The 3D viewer+ to accurately compare images before and after treatment

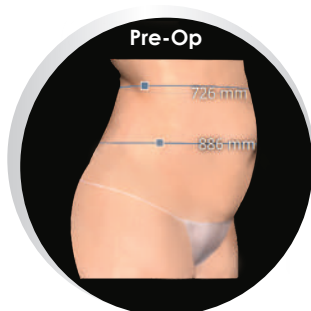
Visualize and quantify volume changes post treatment. Several visualization options are available to assess skin and shape (skin texture, clay, lighting options).



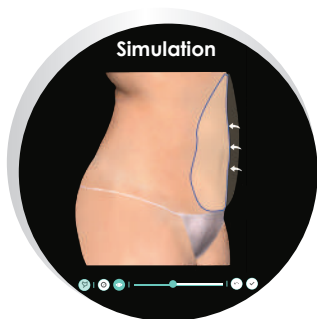
Track body treatments in 3D

Quickly obtain 360° measurements and simulation in the Body Shaper module

Get baseline measurements with one-click.



Use your body contouring devices more effectively by quantifying expected volume change in advance with an accurate simulation.



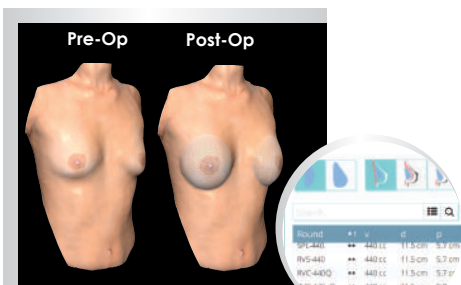
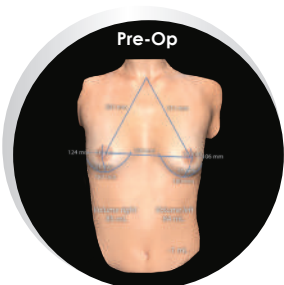
Discuss breast procedures in 3D

Help your patients project themselves with the Breast Shaper

1 Obtain breast measurements.

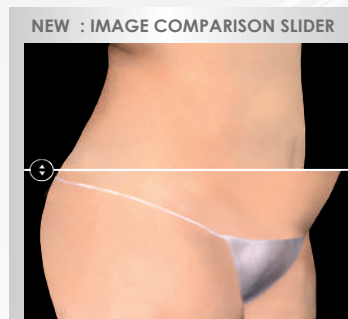
2 Browse catalog for implant recommendations.

3 With color map, visualize implant positioning and asymmetry.



Accurately compare images before and after treatment

Choose among a variety of comparison options (slider, *Silhouette*, side by side) which can be exported as high quality images or animated videos.



You can now easily track results and compare before and after images in circumference, volume and shape.

